



MOBO HOME

MOBO Premium Custom Wooden Door

Wholistic Solution Service Provider

Hundreds Projects Completed Throughout Metro Vancouver


MOBO  **HOME**
MOBO DOOR

V
S

LOCAL DOOR

*Door panel
thickness*


Local Door Brand



MOBO 45mm



VS



Local 33mm




Door panel height

Local Door Brand



MOBO 9ft

VS



Local 8ft

Door core structure




Uses LVTT multi-layer solid wood panels, which offer stable structure and are resistant to warping, cracking, and deformation.

vs




Door frame structure

Local Door Brand



Patented double-layer structure for easy installation (no nails, no touch-up required)

VS



Single-layer structure requires nailing and touch-up painting

Internal and external soundproofing



German outdoor nylon elastic soundproofing strips: block noise, cushion door closure, and ensure family rest is undisturbed

vs



Without sealing strips

Veneer



Preferred American white oak, black walnut 0.5mm thick veneer

VS



0.3mm Thin Veneer

Manufacturing equipmen



Complete digital processing center production line with high precision

vs



Traditional equipment, handcrafted, with low precision

Painting and coating



Italian Sevalle complete negative pressure automatic spray painting line, with Italian Ica top-quality skin-like paint

vs



No paint applied; requires on-site manual sanding and painting

Door Lock

Local Door Brand



Silent magnetic latch lock



VS



Local Ordinary Mechanical Door Locks



Door Stop



Magnetic door stop with wind resistance

VS



Regular door stop

Hinge



Concealed 3D adjustable hinge

VS



Standard hinge, thickness not suitable, protrudes noticeably

automatic rising and lowering seal strip

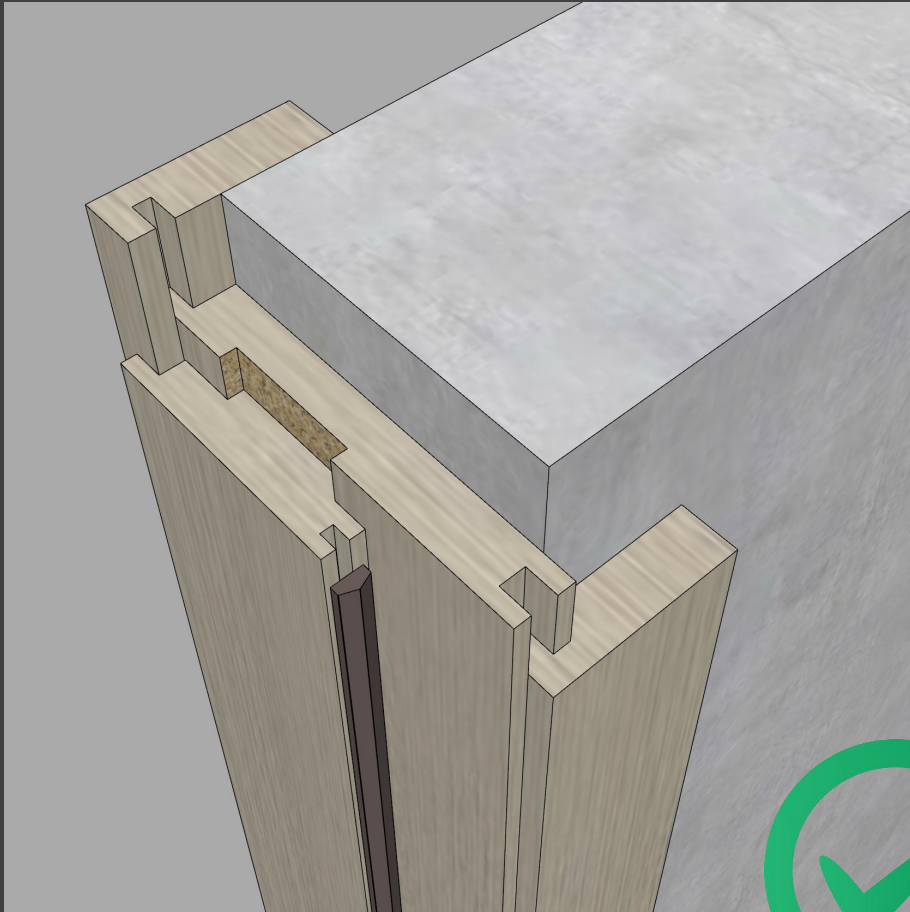


Heat and cold insulation, pest and dust protection, soundproofing and noise reduction

vs



Large gap at the bottom of the door, resulting in poor soundproofing, inadequate dust protection, and insufficient insulation



No nails or painting required on-site, reducing construction time and maintaining a clean work environment

vs



Requires post-installation sanding and painting, leading to longer construction time

*Product
compatibility*



Integrated solution with door panel, door frame, casing trim, and hardware accessories, making it hassle-free and convenient

vs



No casing trim or hardware accessories included, must be purchased separately.

Door pricing

Local Door Brand



vs



Overall prices are generally 30% to 200% lower than local wooden door prices



Only the prices for the door leaf and door frame are included; other hardware and trim require additional purchase. Sanding, painting, and labor costs are extra, making the overall cost higher.





MOBO HOME

Change • Taste • Enjoyment

What changes is the passage of time What remains constant is the core.